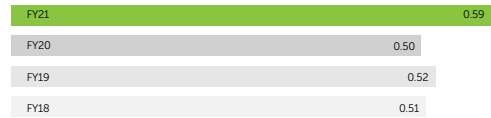


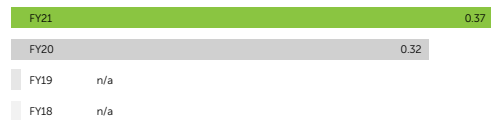
Performance data

Occupational health and safety

Accident Incident Rate, accidents per 100 employee (All accidents including minor)




Accident Frequency Rate, RIDDOR accidents per 100,000 hrs (RIDDOR only)



Human rights

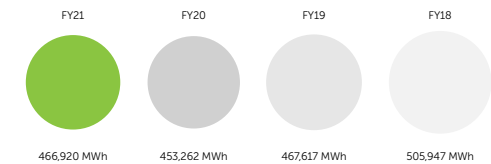
100% of our manufacturing operations have been subject to an independent ethical audit

Supplier social assessment – % direct and key indirect suppliers connected to us on the Sedex collaborative platform




Climate change


Energy consumption (Primary energy in manufacturing)



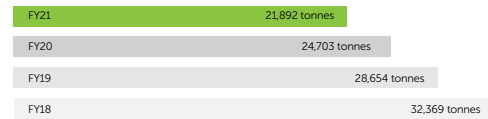
Energy intensity (Primary energy per tonne of production)




Scope 1 GHG emissions




Scope 2 GHG emissions




Total gross GHG emissions Scope 1 and 2 (tCO₂e)



Total net GHG emissions Scope 1 and 2 (tCO₂e)



GHG emissions intensity (KgCO₂e/£1 revenue)




Scope 3 GHG emissions (million tonnes of CO₂e)




Water stewardship

Total water consumption from all areas




Total water consumption from all areas with water stress



Waste


Waste generated




Total food waste




Animal feed




Surplus redistribution



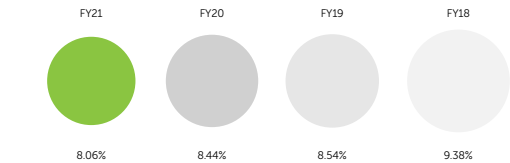
Total production



Total food handled

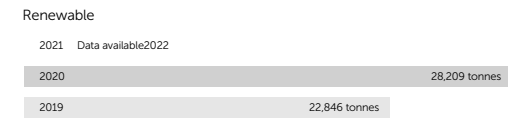


Food waste as a percentage of food handled



Packaging

Materials used by weight



Non renewable

